



EXPLORING FOR GOLD IN THE PILBARA

August 2020



STATEMENTS & DISCLAIMERS

Competent Persons Statement

The information in this document that relates to the Tick Hill Deposit and Tick Hill ROM Stockpile Mineral Resources is based upon information compiled by Mr Paul Tan. Mr Tan is a full time employee and security holder of the Company and a Member of the AUSIMM. Mr Tan consents to the inclusion in the report of the matters based upon the information in the form and context in which it appears. Mr Tan has sufficient experience which is relevant to the style of mineralisation and type of deposit under consideration and to the activity which is undertaken to qualify as a Competent Person as defined in the December 2012 edition of the “Australasian Code for Reporting of Exploration Results, Mineral Resources and Ore Reserves” (JORC Code).

The information in this document that relates to the Tick Hill Tailings Dam Mineral Resources is based upon information compiled by Mr Robert Watkins. Mr Watkins is a Director and security holder of the Company and a Member of the AUSIMM. Mr Watkins consents to the inclusion in the report of the matters based upon the information in the form and context in which it appears. Mr Watkins has sufficient experience which is relevant to the style of mineralisation and type of deposit under consideration and to the activity which is undertaken to qualify as a Competent Person as defined in the December 2012 edition of the JORC Code.

The information in this document that relates to the Tick Hill Deposit, Tailings Dam and ROM Stockpile Ore Reserves is based upon information compiled by Mr Nigel Spicer. Mr Spicer consents to the inclusion in the report of the matters based upon the information in the form and context in which it appears. Mr Spicer has sufficient experience which is relevant to the style of mineralisation and type of deposit under consideration and to the activity which is undertaken to qualify as a Competent Person as defined in the December 2012 edition of the JORC Code.

Forward Looking Statements

Some statements in this document regarding estimates or future events are forward looking statements. They include indications of, and guidance on, future earnings, cash flow, costs and financial performance. Forward looking statements include, but are not limited to, statements preceded by words such as “planned”, “expected”, “projected”, “estimated”, “may”, “scheduled”, “intends”, “anticipates”, “believes”, “potential”, “could”, “nominal”, “conceptual” and similar expressions. Forward looking statements, opinions and estimates included in this document are based on assumptions and contingencies which are subject to change without notice, as are statements about market and industry trends, which are based on interpretations of current market conditions. Forward looking statements are provided as a general guide only and should not be relied on as a guarantee of future performance. Forward looking statements may be affected by a range of variables that could cause actual results to differ from estimated results, and may cause the Company’s actual performance and financial results in future periods to materially differ from any projections of future performance or results expressed or implied by such forward looking statements.

These risks and uncertainties include but are not limited to liabilities inherent in mine development and production, geological, mining and processing technical problems, the inability to obtain any additional mine licenses, permits and other regulatory approvals required in connection with mining and third party processing operations, competition for among other things, capital, acquisition of reserves, undeveloped lands and skilled personnel, incorrect assessments of the value of acquisitions, changes in commodity prices and exchange rate, currency and interest fluctuations, various events which could disrupt operations and/or the transportation of mineral products, including labour stoppages and severe weather conditions, the demand for and availability of transportation services, the ability to secure adequate financing and management’s ability to anticipate and manage the foregoing factors and risks. There can be no assurance that forward looking statements will prove to be correct.

This document has been prepared in compliance with the JORC Code (2012) and the ASX Listing Rules. The Company has concluded it has a reasonable basis for providing the forward looking statements included in this document, including with respect to any production targets and financial estimates, based on the information contained in this document. This document has been prepared by Carnaby Resources Limited. This document contains background information current at the date of this document. The document is in summary form and does not purport to be all-inclusive or complete. Recipients should conduct their own investigations and perform their own analysis in order to satisfy themselves as to the accuracy and completeness of the information, statements and opinions contained in this document. The document is for information purposes only. Neither this document nor the information contained in it constitutes an offer, invitation, solicitation or recommendation in relation to the purchase or sales of shares in any jurisdiction. The document may not be distributed in any jurisdiction except in accordance with the legal requirements applicable in such jurisdiction. Recipients should inform themselves of the restrictions that apply to their own jurisdiction as a failure to do so may result in a violation of securities laws in such jurisdiction.

This document does not constitute investment advice and has been prepared without considering the recipients investment objectives, financial circumstances or particular needs and the opinions and recommendations in this document are not intended to represent recommendations of particular investments to particular persons. Recipients should seek professional advice when deciding if an investment is appropriate. All securities transactions involve risks, which include (among others) the risk of adverse or unanticipated market, financial or political developments. To the fullest extent of the law, the Company, its officers, employees, agents and advisors do not make any representation or warranty, express or implied, as to the currency, accuracy, reliability or completeness of any information, statements, opinion, estimates, forecasts or other representations contained in this document. No responsibility for any errors or omissions from the document arising out of negligence or otherwise is accepted.

Disclaimer

References may have been made in this document to certain ASX announcements, including references regarding exploration results and mineral resources. For full details, refer to said announcement on said date. The Company is not aware of any new information or data that materially affects this information. Other than as specified in this document and the mentioned announcements, the Company confirms that it is not aware of any new information or data that materially affects the information included in the original market announcements and, in the case of estimates of Mineral Resources, Exploration Target(s) or Ore Reserves that all material assumptions and technical parameters underpinning the estimates in the relevant market announcement continue to apply and have not materially changed. The Company confirms that the form and context in which the Competent Person’s findings are presented have not been materially modified from the original market announcement.



CARNABY INVESTMENT HIGHLIGHTS



Well funded gold exploration to commence in the Pilbara, Western Australia

- Exceptional Hemi style targets identified at 100% owned Strelley project in the Pilbara
- 8,500 m aircore drilling contract signed and ready to commence at Strelley in early October 2020
- First pass RC drilling program to commence at Strelley in November / December 2020
- Sale of Tick Hill Tailings stockpile for ~\$6M¹
- Decision progressing on Tick Hill open pit gold project (PFS forecast net pre-tax cash flows of \$18M at AISC of A\$1,190/oz²)
- Drilling of the compelling Tick Hill North target will commence over the coming months
- Extensive camp of undeveloped copper rich IOCG deposits including the high grade Mount Birnie deposit
- Well funded with a tight capital structure and only 98M shares on issue
- Management has extensive exploration and mining experience and a well established track record for rapid growth

1. Refer ASX release 3 August 2020

2. Refer ASX release 5 June 2020 for full details regarding the Tick Hill PFS

COMPANY OVERVIEW



Capital Structure

- ASX Code CNB
- Current Share Price \$0.18
- Shares on Issue 97.8M
- Unlisted Options on Issue 15.4M
- Market Capitalisation \$17.6M
- Cash¹ \$2.8M
- Tailings Sale Proceeds Remaining² \$6.0M
- Top 20 & Management 37.5%

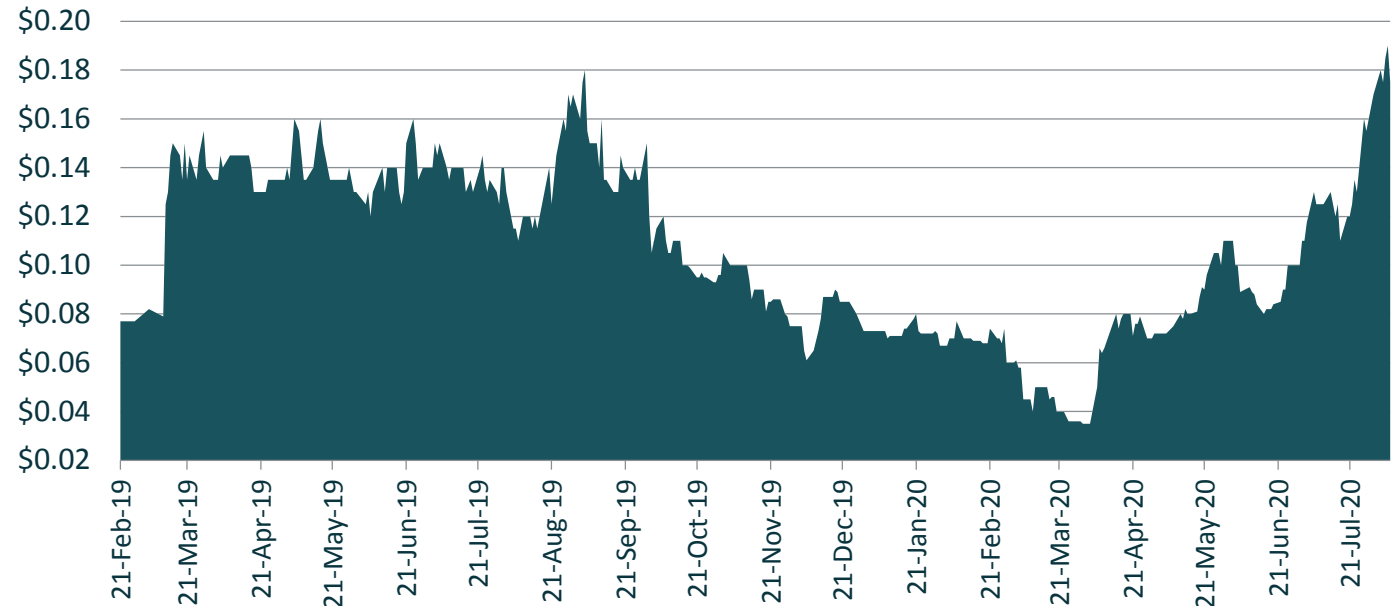
Board

- Peter Bowler – Non-Executive Chairman
- Rob Watkins – Managing Director
- Greg Barrett – Non-Executive Director
- Paul Payne – Non-Executive Director

1. As at 30 June 2020 plus \$1.25M first cash instalment for Tick Hill Tailings Stockpile Sale

2. \$2.75M cash to be received plus 5% NSR valued at \$2M at approximate spot gold price

Share Price Performance Last 18 Months



LOCATION

LOW RISK JURISTITION



Strelley & Mount Grant Projects (Gold)

254km² tenements

Location: Mallina Basin Pilbara

Greenfields

Tick Hill Project (Copper, Gold, Cobalt)

326km² tenements

Location: Mt Isa Inlier

Brownfields

Malmac Project (Gold, Copper, Lead, Zinc, Nickel)

810km² tenements

Location: North Yilgarn Margin

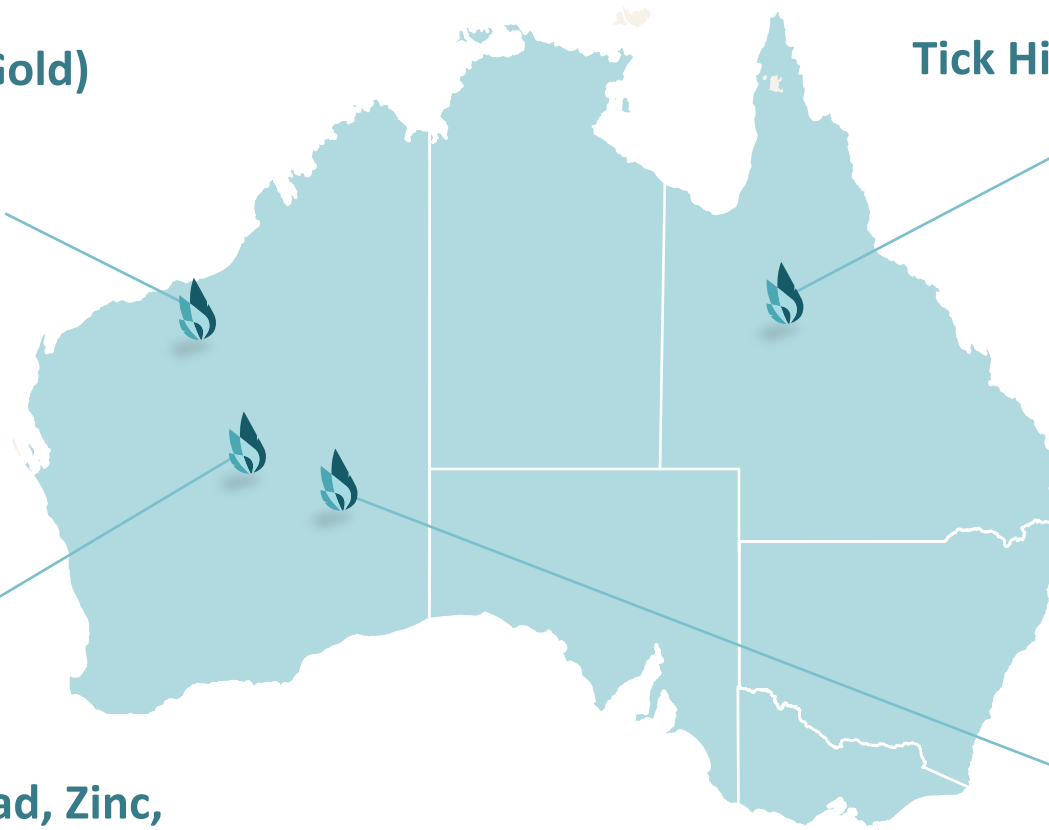
Greenfields

Throssel Project (Gold)

162km² tenements

Location: Yilgarn Gold

Greenfields

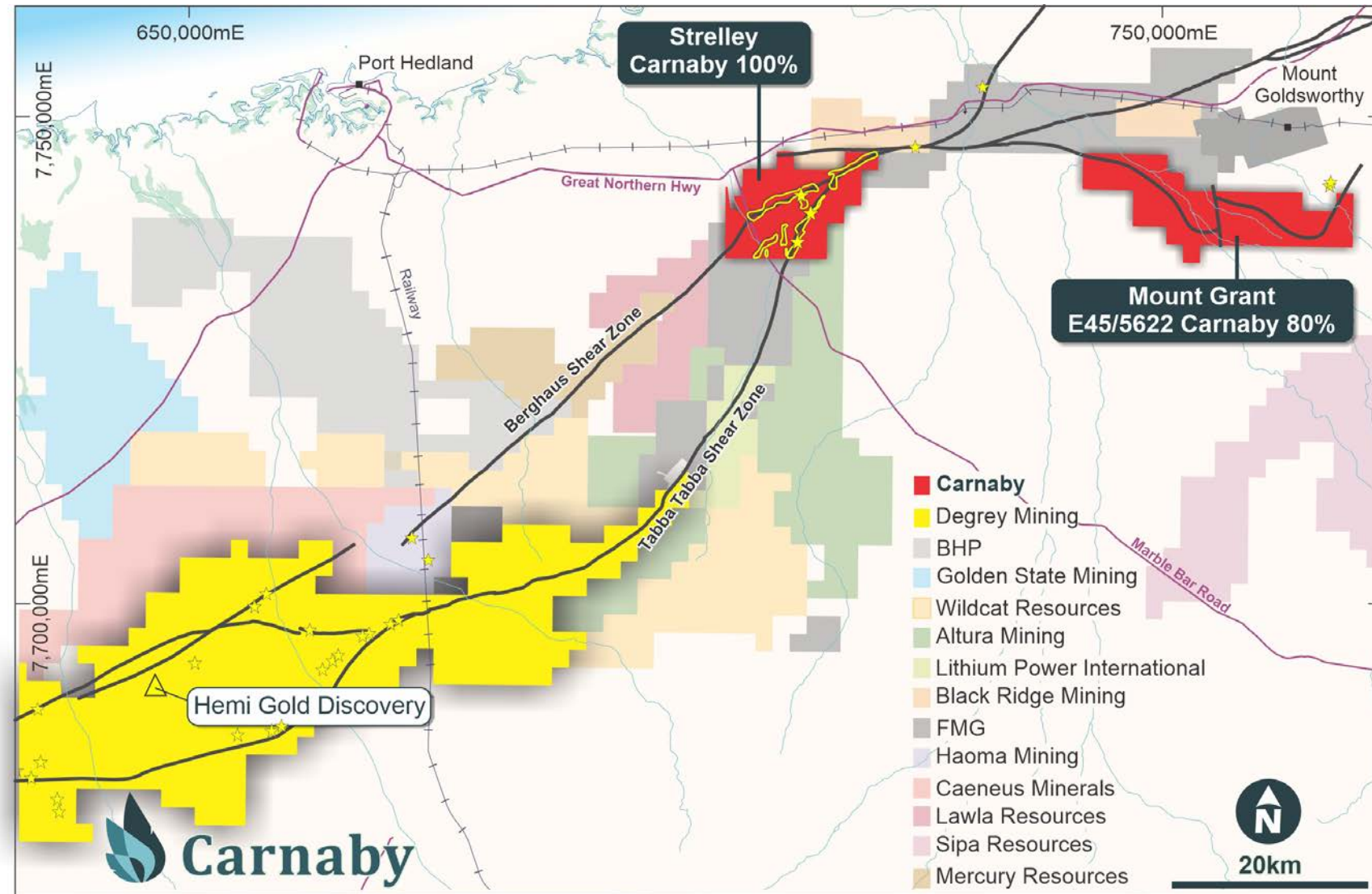


Strelley & Mount Grant – Mallina Basin, Pilbara WA



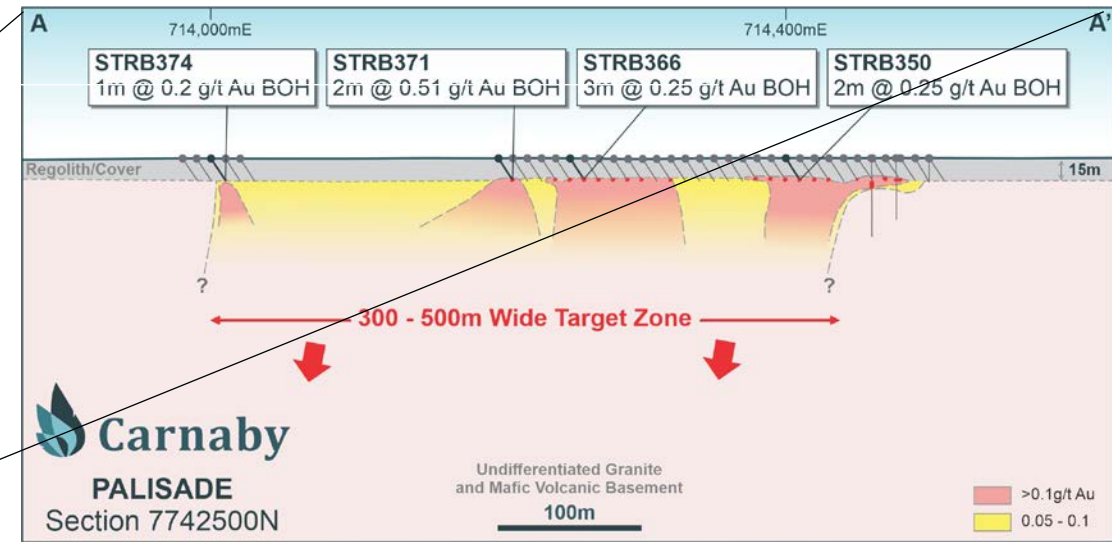
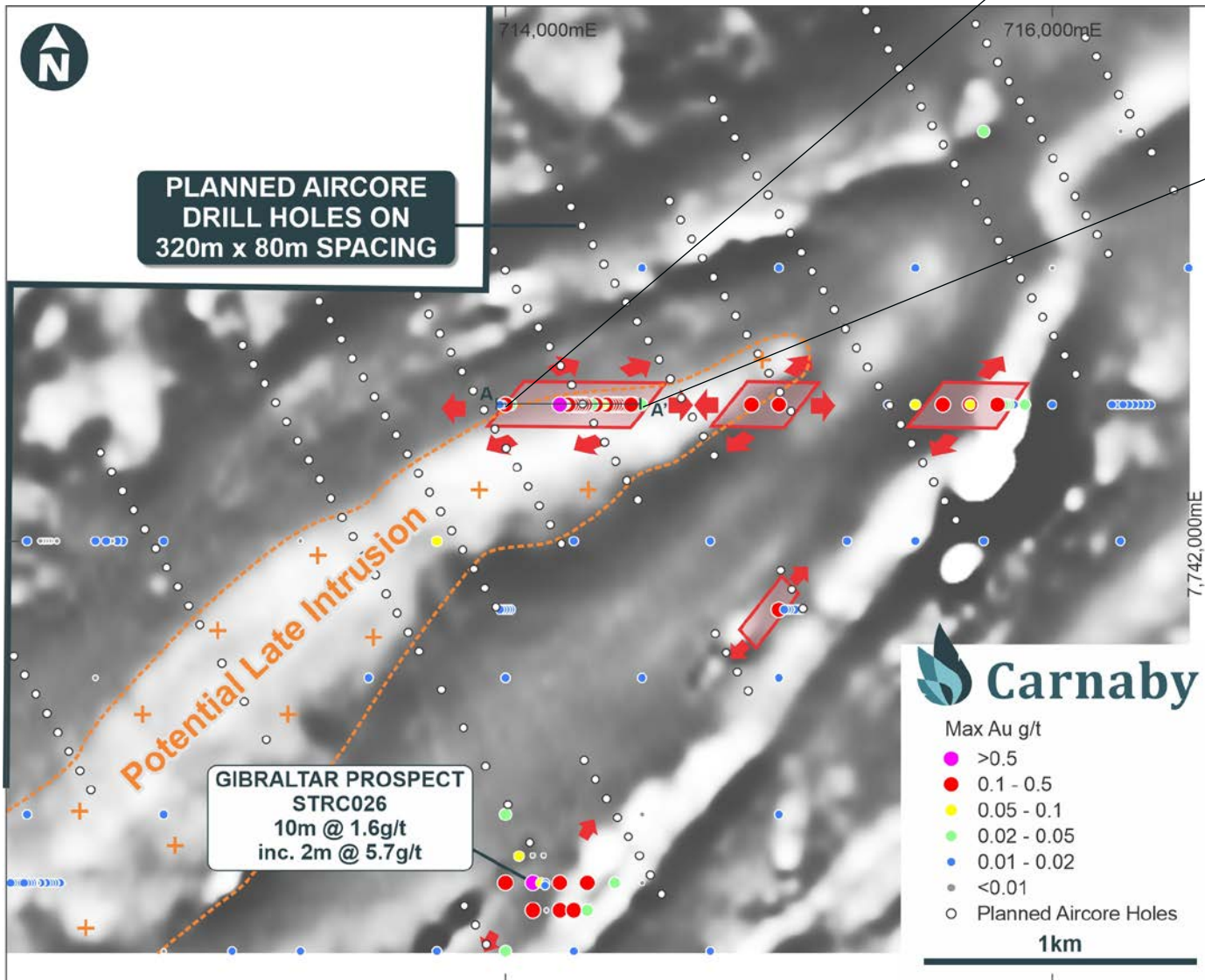
Walk up Hemi style drill targets

- Strelley located at key confluence zone of Tabba Tabba and Berghaus Shear Zones, analogous to the structural setting of Hemi
- 60 km strike of underexplored greenstone covering 254 km² northeast of De Grey Mining Ltd's (ASX DEG) Hemi gold discovery
- Exceptional walk up drill targets dormant and overlooked since GFC in 2008
- 8,500 m aircore drilling program (approximately 400 holes) to commence in October 2020
- Aeromagnetic survey in October 2020
- First pass RC follow up drilling to commence in November 2020



Strelley Project – Palisade Prospect

Dormant and overlooked since last drilled during GFC in 2008



- Palisade target, 300 – 500 m wide **Bottom of Hole (BOH) RAB** gold anomaly open in all directions with potential association with late intrusive
- Gibraltar target, > 2 km long gold anomaly along the Tappa Tappa Shear Zone with drill results up to **10 m @ 1.6 g/t gold including 2 m @ 5.7 g/t gold¹**
- **8,500 m (~400 hole) aircore drilling program** on nominal 320 m x 80 m spacing to commence in early October 2020

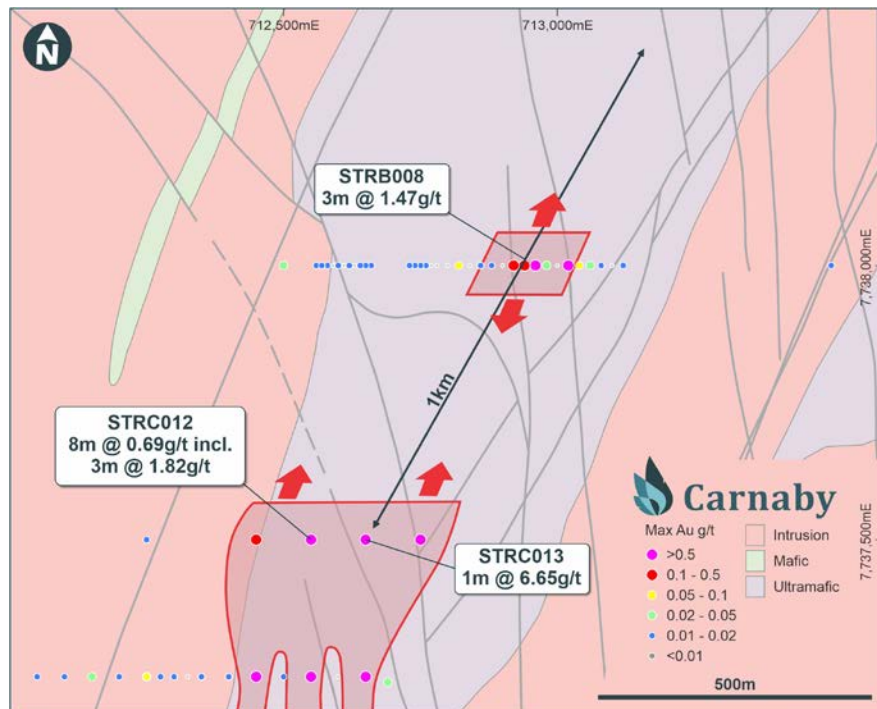
1. Refer ASX Announcement 22 July 2020

Strelley Project – Stockade Prospect

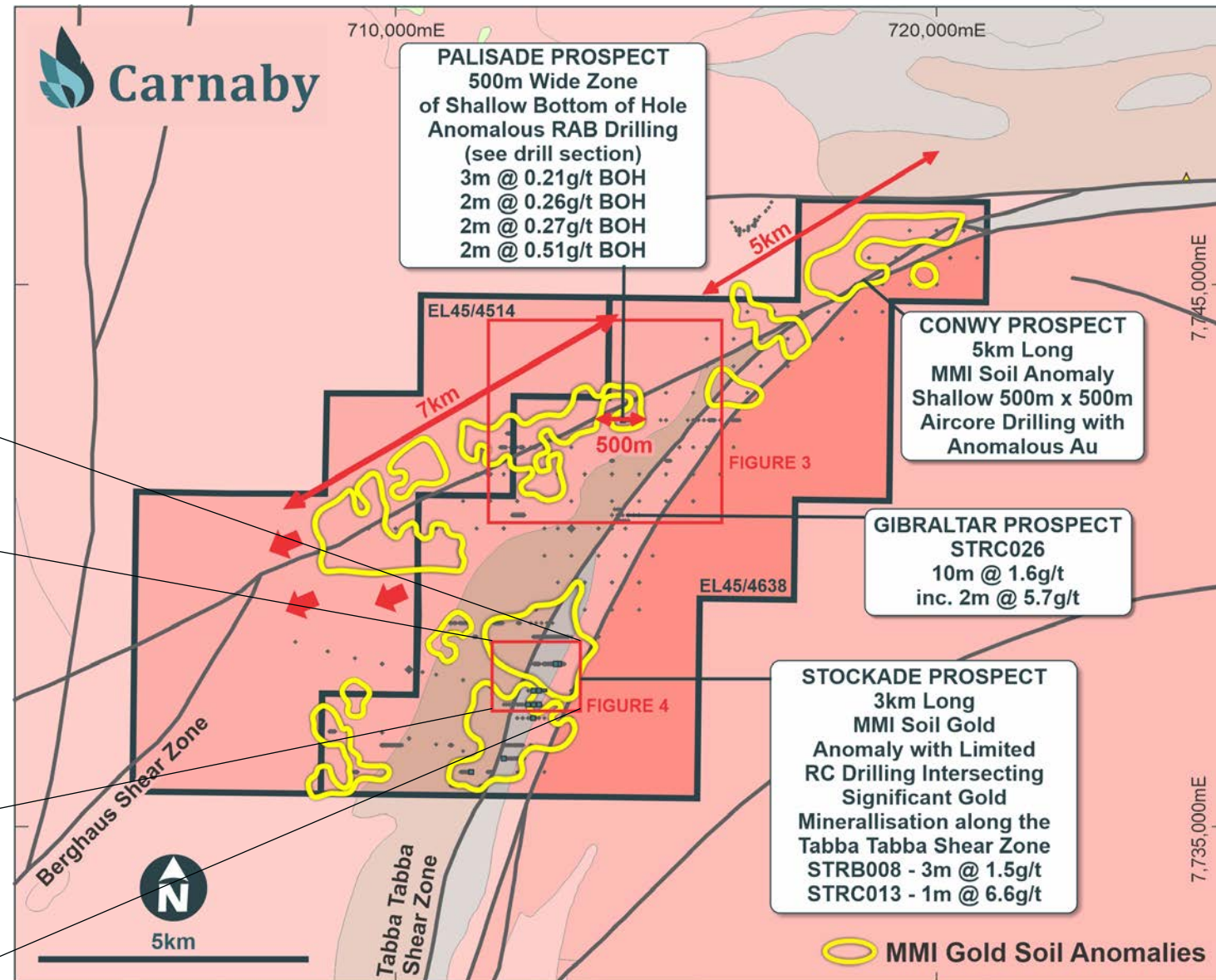
Walk up drill targets

Stockade Prospect

- 3 km long Mobile Metal Ions (MMI) soil gold anomaly
- Sparsely drilled on 500 m spaced sections
- Results up to 1 m @ 6.6 g/t gold and 3 m @ 1.5 g/t gold



Stockade Prospect Plan View



TICK HILL TAILINGS STOCKPILE SALE



Capitalising in on current gold prices

- **Sale of Tick Hill Tailings Stockpile for \$6M¹**
- \$1.25M first cash payment received
- \$0.25M cash payment due 15 Nov 2020
- \$2.5M cash payments due upon permitting approval and commencement of stockpile removal
- 5% NSR royalty estimated at ~\$2M at current gold prices
- Permitting is well advanced and final approvals are anticipated to be received within 2 months
- Tick Hill Stockpile Ore Reserves of 410,900 tonnes at 1.35 g/t for 17,800 ounces² sold
- Stockpiles to be processed at BIM Metals controlled CIL processing plant near Cloncurry



1. Refer ASX release 3 August 2020

2. Refer Appendix 1

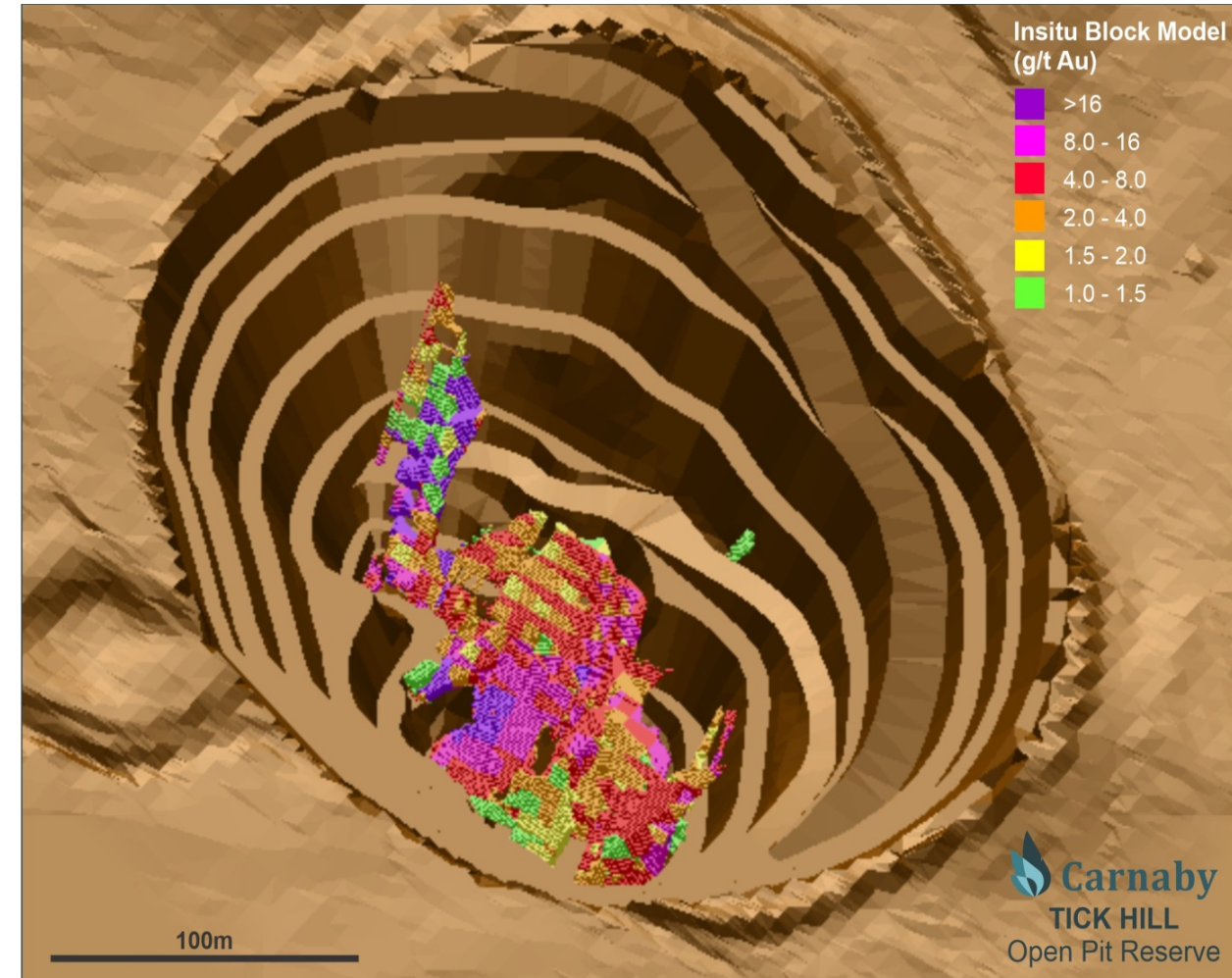
TICK HILL OPEN PIT PROJECT



High grade gold open pit

- Historical 70m deep pit at **18 g/t gold**
- Open Pit cutback Ore Reserves of **48,000t @ 6.53 g/t gold for 10,200 oz¹**
- Production Mill Feed of **63,300t @ 6.1 g/t gold for 12,500 oz¹**
- Forecast Pre tax cash flows of **~\$18M at AISC of A\$1,190/oz¹**
- Includes the previously unmined extensions of the Main and the Hangingwall Lodes in a 40m depth extension cutback to the historical 70 m deep open pit
- Negotiations to develop, profit share or sell the Tick Hill open pit project are in progress.

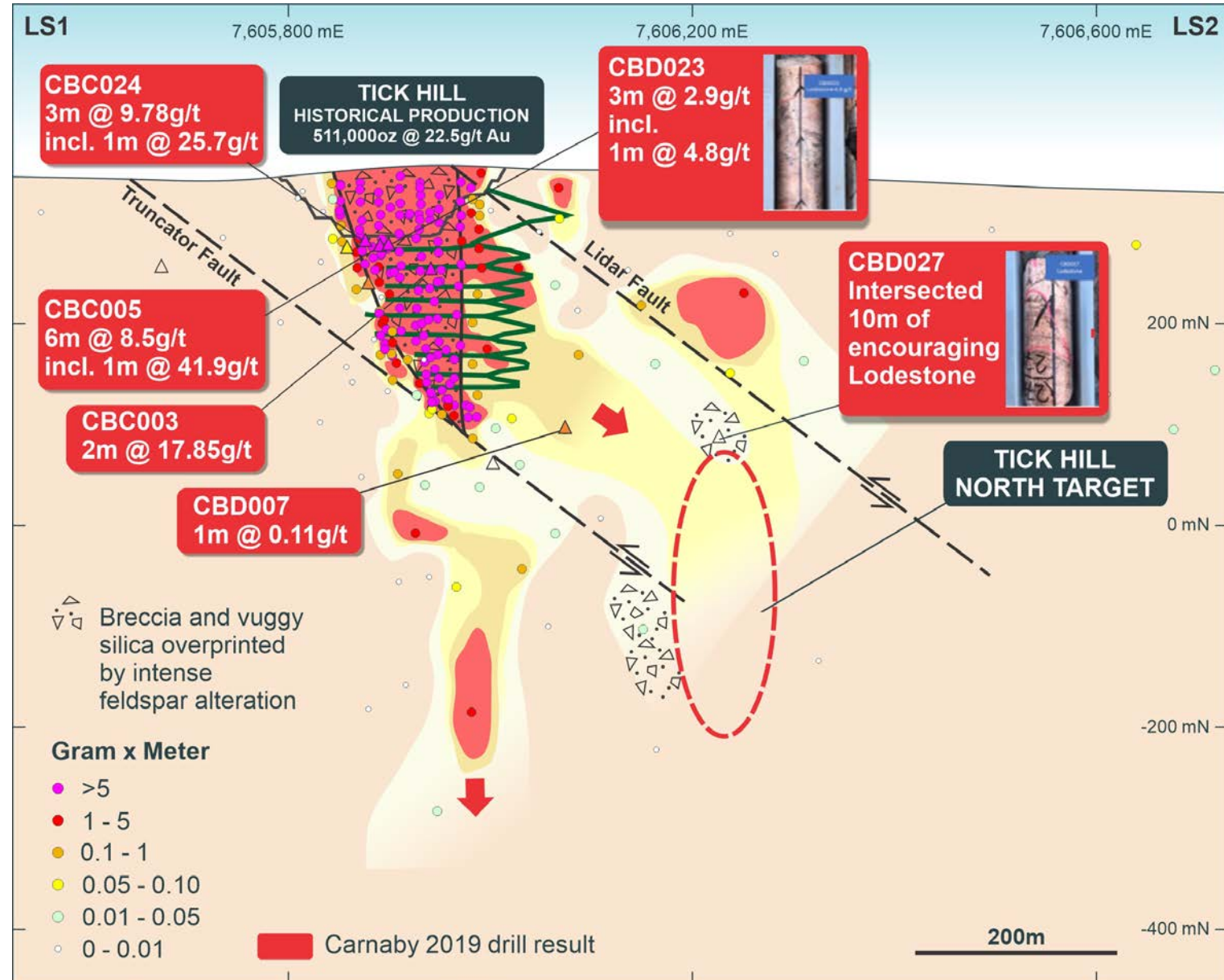
1. Refer ASX release 5 June 2020



TICK HILL – Gold Exploration

FAULT OFFSET TARGET

- One of the highest grade and most profitable gold orebodies ever mined in Australia, faulted off at only 235m below surface
- Tick Hill Produced 511,000 ozs gold @ 22.5 g/t gold from surface to only 235 m below surface
- Last hole drilled by Carnaby in Dec 2019 intersected a highly encouraging 10m wide Lodestone unit at Tick Hill North approximately 250m north of the offset
- Detailed follow up re-logging of core and 3D geological modelling has confirmed a compelling target at Tick Hill North.
- Drilling will re-commence over the coming months

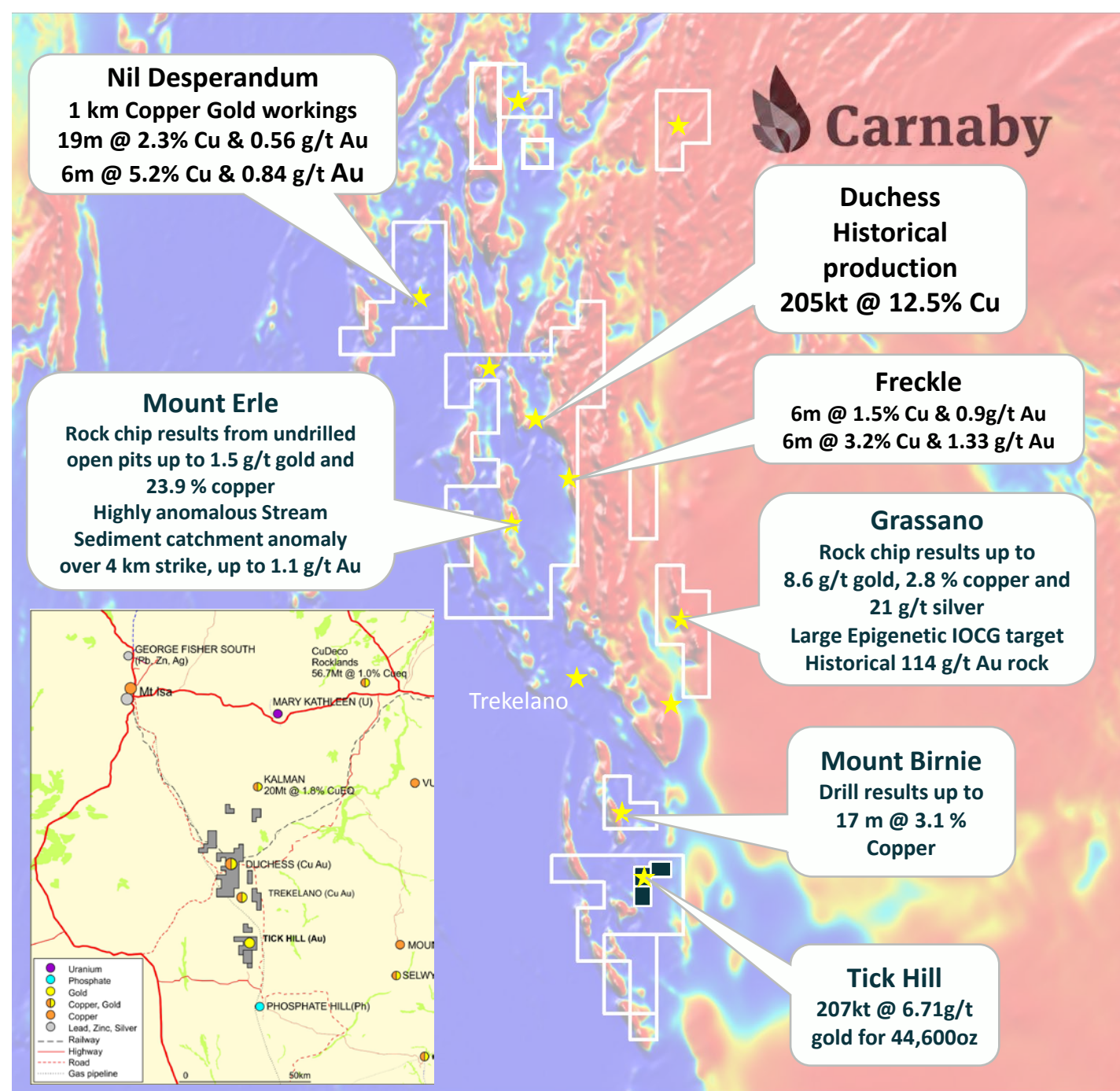
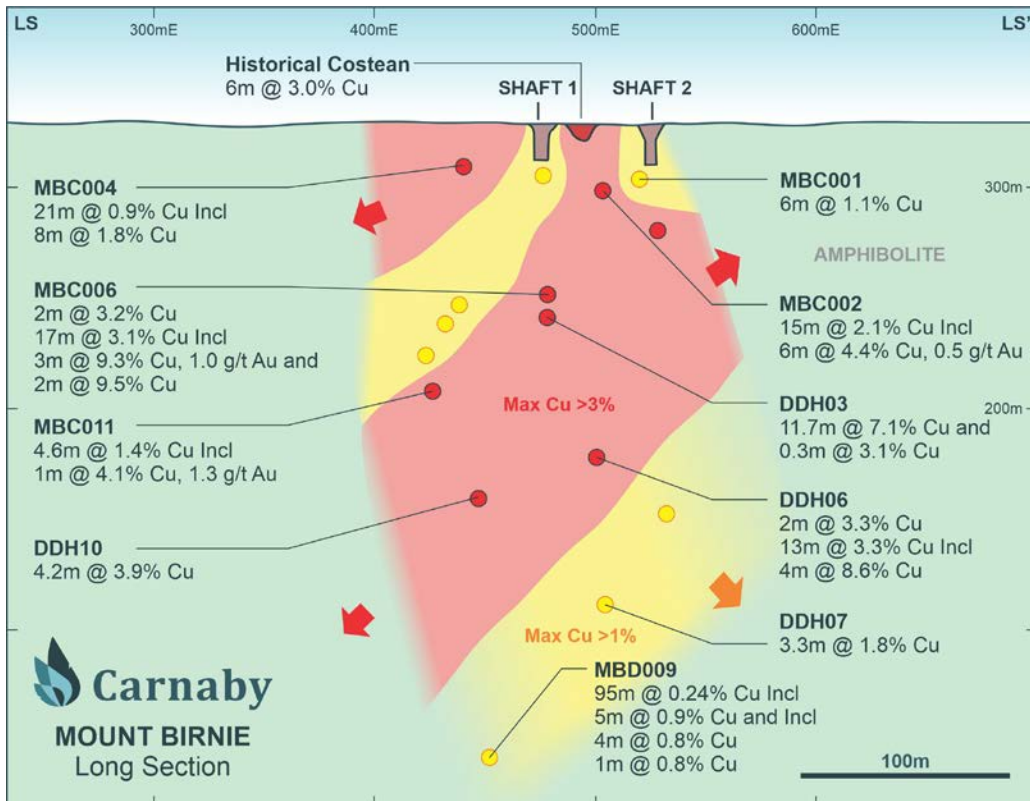


Refer ASX Announcement 26 November 2019

TICK HILL COPPER PROJECT

- Multiple undeveloped copper rich IOCG deposits over a 50 km corridor
- High grade and shallow copper mineralisation was intersected at Mount Birnie in 2019 with drill results including; MBC006 - 3m @ 9.3% Cu, 1.0 g/t Au and 2 m @ 9.5% Cu within 17 m @ 3.1% Cu and MBC002 - 6m @ 4.4% Cu within 15m @ 2.10% Cu¹

1. Refer ASX Announcement 1 August 2019



CARNABY



Summary

- Drilling to commence in the Pilbara, Western Australia on exceptional walk up drill targets in the highly sought after and emerging Mallina Basin north east of De Grey's Hemi gold discovery
- Capitalising on current record gold prices with sale of Tick Hill tailings for ~\$6M and impending development of Tick Hill open pit
- Compelling company transforming drill target at Tick Hill North in search of the extension of one of Australia's high grade and most profitable gold deposits ever mined
- Extensive camp of undeveloped copper rich IOCG deposits including the high grade Mount Birnie deposit
- Well funded and tight capital structure with on 98M shares on issues

APPENDIX ONE



Ore Reserve Statement

- Maiden gold Ore Reserve announced 5 June 2020 comprising at surface Tailings Dam and Historical ROM Pad Stockpile Ore Reserves of **410,900 tonnes at 1.35 g/t for 17,800 ounces¹** and Open Pit Ore Reserves of **48,600 tonnes @ 6.53 g/t for 10,200 ounces**
- Total JORC (2012) compliant Probable Ore Reserve of **459,600 tonnes @ 1.89 g/t for 28,000 ounces²**:

Tick Hill Reserve	Proven			Probable			Diluted and Recovered Total		
	tonnes	g/t	ounces	tonnes	g/t	ounces	tonnes	g/t	ounces
Open Pit	0	0	0	48,600	6.53	10,200	48,600	6.53	10,200
Historic ROM ¹ Stockpile	0	0	0	8,100	2.77	700	8,100	2.77	700
East Paddock Tailings ¹	0	0	0	285,000	1.42	13,000	285,000	1.42	13,000
West Paddock Tailings ¹	0	0	0	117,800	1.07	4,100	117,800	1.07	4,100
Ore Reserves¹	0	0	0	459,600	1.89	28,000	459,600	1.89	28,000

The Tick Hill Open Pit Reserve has been calculated at a cut-off of 1.0g/t Au.

1. Subject to Tailings stockpile sale agreement, refer ASX release 3 August 2020

2. Refer ASX Announcement 5 June 2020

APPENDIX TWO



Mineral Resource Statement

- Updated Indicated and Inferred Mineral Resource Statement released in January 2020 and updated June 2020¹⁺²
- Resulting in the addition of **215,000 tonnes @ 6.55 g/t for 45,300 ounces** to the existing Tailings Dam Resource of **630,000 tonnes at 1.08 g/t for 21,800 ounces**¹⁺²
- Total JORC (2012) compliant Indicated & Inferred Mineral Resources of **845,000 tonnes @ 2.47 g/t for 67,100 ounces**¹⁺²:

Tick Hill Mineral Resources	Indicated			Inferred			Total		
	tonnes	g/t	ounces	tonnes	g/t	ounces	tonnes	g/t	ounces
Main Lode	61,000	6.9	13,400	92,000	7.31	21,700	153,000	7.15	35,100
Hangingwall Lode	32,000	4.4	4,500	21,000	7.07	4,900	53,000	5.46	9,400
Deposit Total	93,000	6.04	18,000	114,000	7.27	26,600	207,000	6.71	44,600
Tailings Dam West Paddock ¹	345,000	0.8	8,800				345,000	0.8	8,800
Tailings Dam East Paddock ¹	285,000	1.42	13,000				285,000	1.42	13,000
Tailings Dam Total ¹	630,000	1.08	21,800				630,000	1.08	21,800
Historic ROM Stockpile ¹	8,000	2.77	700				8,000	2.77	700
Tick Hill Total¹	731,000	1.73	40,500	114,000	7.27	26,600	845,000	2.47	67,100

Tick Hill Deposit Resource has been calculated at a cut-off of 0.5g/t Au.

1. Subject to Tailings stockpile sale agreement, refer ASX release 3 August 2020

2. Refer ASX Announcement 5 June 2020